

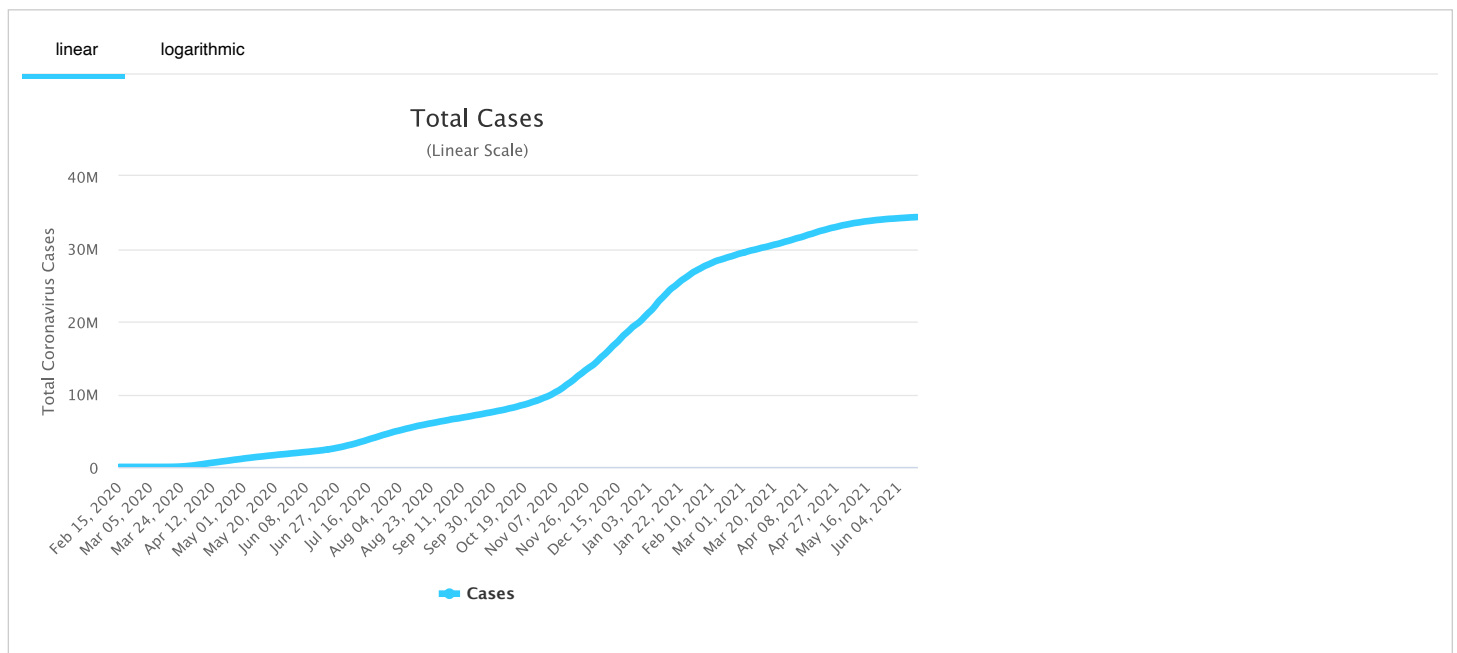
#	USA State ↕	Total Cases ↕	New Cases ↕	Total Deaths ↕	New Deaths ↕	Total Recovered ↕	Active Cases ↕	Tot Cases/ 1M pop ↕	Deaths/ 1M pop ↕	Total Tests
	USA Total	34,352,185		615,717		28,578,701	5,157,767	103,782	1,860	496,0
1	<u>California</u> (/coronavirus/usa/california/)	3,804,871		63,208		2,066,470	1,675,193	96,296	1,600	67,9
2	<u>Texas</u> (/coronavirus/usa/texas/)	2,980,622		52,200		2,872,336	56,086	102,795	1,800	31,1
3	<u>Florida</u> (/coronavirus/usa/florida/)	2,351,276		37,393		2,124,674	189,209	109,475	1,741	30,4
4	<u>New York</u> (/coronavirus/usa/new-york/)	2,164,574		53,891		1,830,943	279,740	111,269	2,770	57,5
5	<u>Illinois</u> (/coronavirus/usa/illinois/)	1,387,986		25,505		1,334,691	27,790	109,533	2,013	25,2
6	<u>Pennsylvania</u> (/coronavirus/usa/pennsylvania/)	1,213,801		27,624		1,160,770	25,407	94,813	2,158	14,3
7	<u>Georgia</u> (/coronavirus/usa/georgia/)	1,129,177		21,171		1,026,859	81,147	106,351	1,994	11,6

#	USA State	Total Cases	New Cases	Total Deaths	New Deaths	Total Recovered	Active Cases	Tot Cases/ 1M pop	Deaths/ 1M pop	Total Tests
8	Ohio (/coronavirus/usa/ohio/)	1,107,521		20,122		1,077,557	9,842	94,748	1,721	13,4
9	New Jersey (/coronavirus/usa/new-jersey/)	1,020,043		26,345		950,825	42,873	114,841	2,966	14,3
10	North Carolina (/coronavirus/usa/north-carolina/)	1,009,198		13,296		989,649	6,253	96,223	1,268	13,5
11	Michigan (/coronavirus/usa/michigan/)	997,595		20,817		852,204	124,574	99,891	2,084	14,6
12	Arizona (/coronavirus/usa/arizona/)	887,569		17,779		856,297	13,493	121,940	2,443	5,0
13	Tennessee (/coronavirus/usa/tennessee/)	865,511		12,504		850,762	2,245	126,737	1,831	8,0
14	Indiana (/coronavirus/usa/indiana/)	749,835		13,752		724,648	11,435	111,380	2,043	10,6
15	Massachusetts (/coronavirus/usa/massachusetts/)	709,012		17,949		688,634	2,429	102,867	2,604	23,4
16	Virginia (/coronavirus/usa/virginia/)	677,949		11,328		56,848	609,773	79,427	1,327	10,0
17	Wisconsin (/coronavirus/usa/wisconsin/)	676,406		8,023		N/A	N/A	116,172	1,378	3,5
18	Missouri (/coronavirus/usa/missouri/)	606,865		9,846		551,255	45,764	98,879	1,604	7,5
19	Minnesota (/coronavirus/usa/minnesota/)	603,966		7,596		595,183	1,187	107,093	1,347	10,1
20	South Carolina (/coronavirus/usa/south-carolina/)	595,285		9,790		558,729	26,766	115,618	1,901	8,0
21	Colorado (/coronavirus/usa/colorado/)	551,719		6,874		439,088	105,757	95,806	1,194	3,1
22	Alabama (/coronavirus/usa/alabama/)	548,163		11,281		N/A	N/A	111,797	2,301	2,7
23	Louisiana (/coronavirus/usa/louisiana/)	476,467		10,660		N/A	N/A	102,493	2,293	7,6
24	Kentucky (/coronavirus/usa/kentucky/)	462,700		7,171		53,237	402,292	103,566	1,605	6,7
25	Maryland (/coronavirus/usa/maryland/)	461,392		9,689		10,804	440,899	76,318	1,603	10,6
26	Oklahoma (/coronavirus/usa/oklahoma/)	454,929		7,325		446,454	1,150	114,969	1,851	4,0
27	Washington (/coronavirus/usa/washington/)	447,658		5,840		220,096	221,722	58,787	767	7,3

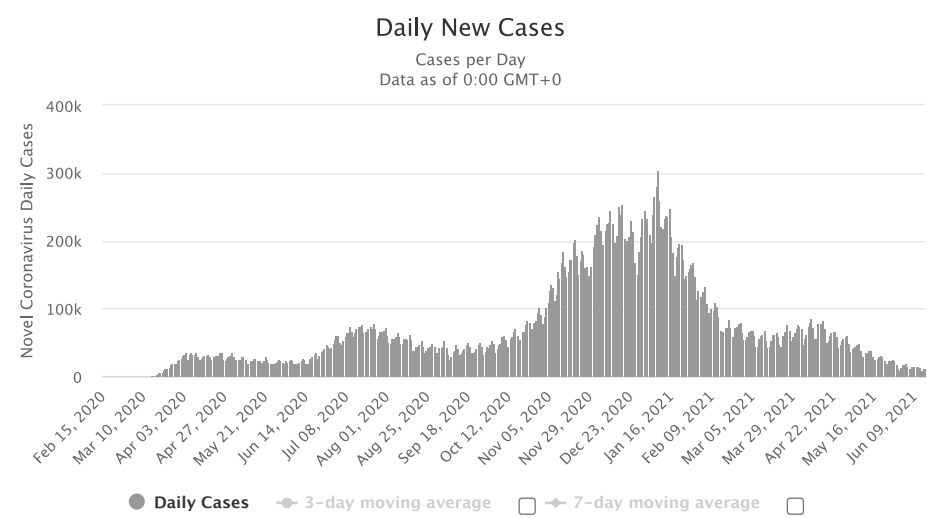
#	USA State	Total Cases	New Cases	Total Deaths	New Deaths	Total Recovered	Active Cases	Tot Cases/ 1M pop	Deaths/ 1M pop	Total Tests
28	Utah (/coronavirus/usa/utah/)	409,964		2,323		402,163	5,478	127,876	725	5,0
29	Iowa (/coronavirus/usa/iowa/)	403,398		6,103		364,199	33,096	127,857	1,934	5,1
30	Connecticut (/coronavirus/usa/connecticut/)	348,521		8,263		335,881	4,377	97,754	2,318	9,4
31	Arkansas (/coronavirus/usa/arkansas/)	344,369		5,869		336,290	2,210	114,112	1,945	3,7
32	Nevada (/coronavirus/usa/nevada/)	327,831		5,631		308,135	14,065	106,433	1,828	3,4
33	Mississippi (/coronavirus/usa/mississippi/)	319,428		7,361		310,189	1,878	107,329	2,473	2,8
34	Kansas (/coronavirus/usa/kansas/)	316,014		5,125		305,843	5,046	108,472	1,759	1,4
35	Nebraska (/coronavirus/usa/nebraska/)	223,888		2,258		N/A	N/A	115,740	1,167	3,0
36	Oregon (/coronavirus/usa/oregon/)	205,459		2,737		182,926	19,796	48,713	649	5,2
37	New Mexico (/coronavirus/usa/new-mexico/)	204,392		4,302		192,475	7,615	97,477	2,052	3,5
38	Idaho (/coronavirus/usa/idaho/)	193,832		2,116		113,440	78,276	108,464	1,184	1,3
39	West Virginia (/coronavirus/usa/west-virginia/)	163,221		2,856		157,655	2,710	91,076	1,594	2,9
40	Rhode Island (/coronavirus/usa/rhode-island/)	152,306		2,723		9,360	140,223	143,772	2,570	4,3
41	South Dakota (/coronavirus/usa/south-dakota/)	124,377		2,026		122,165	186	140,593	2,290	4
42	Montana (/coronavirus/usa/montana/)	112,949		1,647		110,771	531	105,681	1,541	1,4
43	North Dakota (/coronavirus/usa/north-dakota/)	110,473		1,521		108,680	272	144,966	1,996	4
44	Delaware (/coronavirus/usa/delaware/)	109,421		1,679		106,148	1,594	112,369	1,724	7
45	New Hampshire (/coronavirus/usa/new-hampshire/)	99,178		1,364		97,531	283	72,940	1,003	2,3
46	Maine (/coronavirus/usa/maine/)	68,632		848		N/A	N/A	51,057	631	2,6
47	Alaska (/coronavirus/usa/alaska/)	67,885		366		63,292	4,227	92,797	500	2,3

#	USA State	Total Cases	New Cases	Total Deaths	New Deaths	Total Recovered	Active Cases	Tot Cases/1M pop	Deaths/1M pop	Total Tests
48	Wyoming (/coronavirus/usa/wyoming/)	61,303		734		60,132	437	105,921	1,268	7
49	District Of Columbia (/coronavirus/usa/district-of-columbia/)	49,213		1,138		34,892	13,183	69,732	1,612	1,6
50	Hawaii (/coronavirus/usa/hawaii/)	37,104		506		N/A	N/A	26,206	357	1,6
51	Vermont (/coronavirus/usa/vermont/)	24,339		256		23,752	331	39,005	410	1,7
52	Puerto Rico	270,790		2,536		121,227	147,027	79,951	749	4
53	Guam	8,251		139		8,063	49			1
54	United States Virgin Islands	3,729		30		3,617	82			1
55	Northern Mariana Islands	183		2		N/A	N/A			
56	American Samoa	4				4	0			
57	US Military	299,565		354		290,069	9,142			
58	Veteran Affairs	263,951		12,336		249,921	1,694			3,8
59	Federal Prisons	55,022		242		N/A	N/A			1
60	Navajo Nation	30,932		1,340		29,549	43			2
61	Grand Princess Ship	122		7		115	0			
62	Wuhan Repatriated	3				3	0			
63	Diamond Princess Ship	46				46	0			
	Total:	34,352,185		615,717		28,578,701	5,157,767	103,782	1,860	496,0

Total Coronavirus Cases in the United States

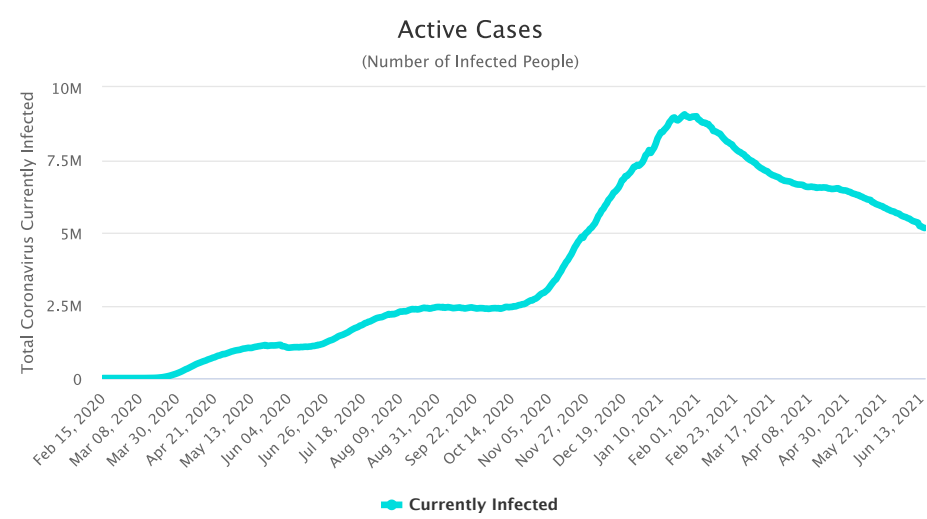


Daily New Cases in the United States



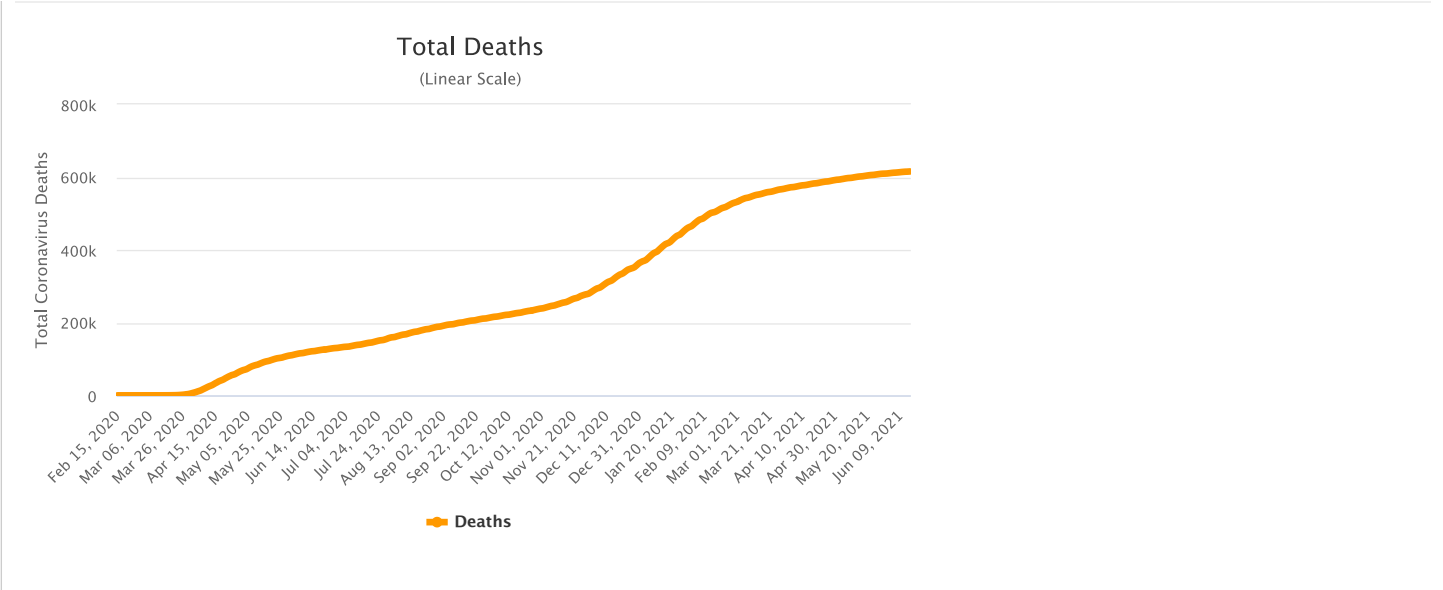
See also: [Daily Deaths Graph](#)

Active Cases in the United States

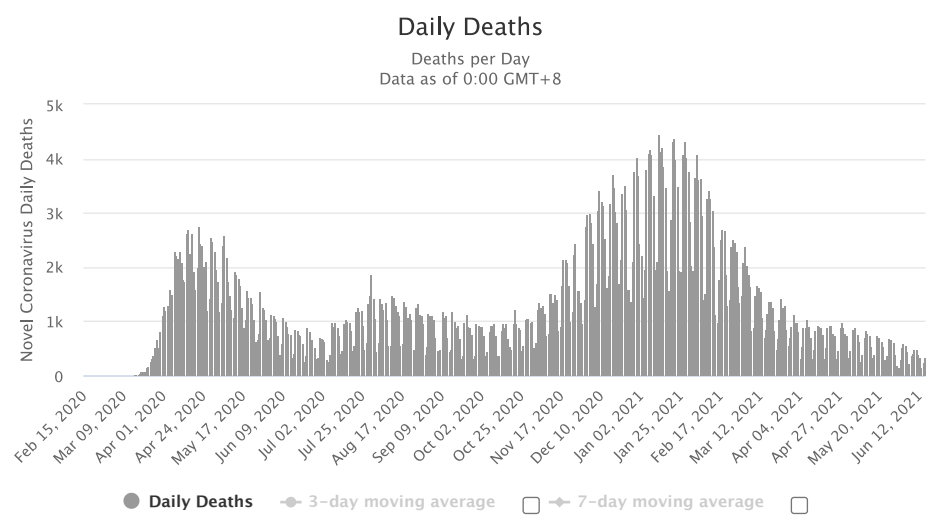


Total Coronavirus Deaths in the United States





Daily New Deaths in the United States



See also: [Daily Cases Graph](#)

Latest News

June 15 (GMT)

Updates

- 12,580 new cases and 353 new deaths in [the United States \(/coronavirus/country/us/\)](#)

June 14

June 13

June 12

Historical account of the initial stages of the epidemic in the United States

Content:

- First 20 cases in the United States
- Progression of first suspected cases
- Timeline of initial events
- Sources for the historical account

First 20 cases in the United States

Information collected on the first 20 domestic cases (not including repatriated cases and Diamond Princess cruise ship evacuee cases) is presented in the table below:

State	Cases	Sex	Age	Date	Case #	Location	Source
Oregon	1			Feb. 29	17 th	Washington C.	
Washington	2			Feb. 29	18, 19 th		
	1	M	30s	Jan. 21	1 st	Snohomish	[7]
Illinois	1			Mar. 1	20 th		
	1	M	60s	Jan. 30	6 th	Chicago	[12]
	1	F	60s	Jan. 24	2 nd	Chicago	[8]
California	2	unkn.	unkn.	Jan. 26	3 rd , 4 th	Orange C., L.A.	[9]
	1	M	adult	Jan. 31	7 th	Santa Clara C.	[17][18]
	1	F	unkn.	Feb. 2	9 th	Santa Clara C.	
	1	M	57	Feb. 2	10 th	San Benito C.	
	1	F	57	Feb. 2	11 th	San Benito C.	
	1		65	Feb. 28	16 th	Santa Clara C.	
	1			Feb. 21	13 th	Humboldt C.	
	1			Feb. 21	14 th	Sacramento C.	
	1			Feb. 26	15 th	[Northern California]	
Massachusetts	1	M	20s	Feb. 1	8 th	Boston	[16]
Arizona	1	unkn.	student	Jan. 26	5 th	Maricopa County	
Wisconsin	1			Feb. 5	12 th	Madison	

Patients Under Investigation (PUI) in the United States

CDC in the early stages released information regarding the number of cases and people under investigation that was updated regularly on Mondays, Wednesdays, and Fridays. Below we provide the historical reports that we were able to gather in order to track the progression in the number of suspected cases and US states involved through time in the initial stages

As of Feb. 10:

<i>Number of U.S. States with PUI</i>	<i>36</i>
Positive	12
Negative	318
Pending (specimens awaiting testing)	68
TOTAL	398

As of Feb. 7:

<i>Number of U.S. States with PUI</i>	<i>36</i>
Positive	12
Negative	225
Pending (specimens awaiting testing)	100
TOTAL	337

As of Feb. 5:

<i>Number of U.S. States with PUI</i>	<i>36</i>
Positive	11
Negative	206
Pending (specimens awaiting testing)	76
TOTAL	293

As of Feb. 3:

<i>Number of U.S. States with PUI</i>	<i>36</i>
Positive	11
Negative	167
Pending (specimens awaiting testing)	82
TOTAL	260

As of January 31:

<i>Number of U.S. States with PUI</i>	<i>36</i>
Positive	6
Negative	114
Pending (specimens awaiting testing)	121
TOTAL	241

Previously, as of January 29, there were 92 suspected cases awaiting testing.

<i>Number of U.S. States with PUI</i>	<i>36</i>
Positive	5
Negative	68
Pending (specimens awaiting testing)	92
TOTAL	165

Timeline of Events

-  On January 31, HHS declared Coronavirus a Public Health Emergency in the US (<https://www.hhs.gov/about/news/2020/01/31/secretary-azar-declares-public-health-emergency-us-2019-novel-coronavirus.html>)
As of Jan. 31, the Wuhan coronavirus is officially a public health emergency in the United States, Alex Azar, secretary of the US Department of Health and Human Services (HHS), announced at a White House press briefing.
-  On Jan. 31, the U.S. Centers for Disease Control and Prevention (CDC) **issued a federal quarantine for 14 days** affecting the 195 American evacuees from Wuhan, China. Starting Sunday, Feb. 2, U.S. citizens, permanent residents and immediate family who have visited China's Hubei province will undergo a **mandatory 14 days quarantine** and, if they have visited other parts of China, they would be screened at airports and asked to self-quarantine for 14 days. The last time the CDC had issued a quarantine was over 50 years ago in the 1960s, for smallpox.
-  President Donald Trump signed an order on Jan. 31 for the U.S. to **deny entry to foreign nationals who traveled to China** within the preceding two weeks, aside from the immediate family of U.S. citizens.
- On Jan. 30, the CDC had confirmed the **first case of person to person transmission in the U.S.:** ^[12] the husband of the Chicago, Illinois case who had returned from Wuhan, China on Jan. 13 and who tested positive for the virus on Jan. 24).
- CDC stated on Jan. 30 that "It is likely there will be more cases of 2019-nCoV reported in the U.S. in the coming days and weeks, including more person-to-person spread."^[12]
- The virus had been confirmed in **5 states**.
- On Jan. 31, **New York City** health officials vehemently denied the rumor regarding a coronavirus case in the city ^[13]. On Feb. 1, however, the city's health commissioner did report that there was a test being performed on a person under 40 who had returned from China, developed matching symptoms, and tested negative to the seasonal flu.
- **Most US patients had recently visited Wuhan.**
- All of the first five U.S. cases were described as **mild**.
- A study on the first US case of novel coronavirus detailed mild symptoms followed by pneumonia (https://www.cnn.com/2020/01/31/health/washington-coronavirus-study-nejm/index.html?utm_term=link&utm_medium=social&utm_content=2020-02-01T00)

U.S. Airlines suspended ALL flights between the U.S. and China

On Friday, January 31, Delta, American and United announced they would temporarily suspend all of their mainland China flights in response to the coronavirus outbreak.^[14]

Prior to this January 31 announcement:

- **UNITED AIRLINES**
on Jan. 28 had announced it would cut 24 flights between the U.S. and China for the first week of February.
- **AMERICAN AIRLINES**
on Jan. 29 had announced it would suspend flights from Los Angeles to Shanghai and Beijing from Feb. 9 through March 27, 2020. It will maintain its flight schedules (10 daily A/R) from Dallas-Fort Worth to Shanghai and Beijing, as well as from Los Angeles and Dallas-Fort Worth to Hong Kong.
- **DELTA**
had not adjusted its schedule of direct flights from the U.S. to China. It is the only airline with direct flights to not take action so far.

The White House was considering issuing a ban on flights between the United States and China, as of late Jan. 28^[11]. Italy has announced on January 31 that it was suspending all flights to and from China following the first 2 cases of coronavirus in Italy.

Travel Alert: Do Not Travel to China

- The U.S. State Department on January 30 issued a **Level 4: Do Not Travel to China Alert** (<https://travel.state.gov/content/travel/en/traveladvisories/traveladvisories/china-travel-advisory.html>) ^[4] (the highest level of alert).
- Previously, on January 29, the advisory was set at a lower "Level 3: Reconsider Travel" advising not to travel to Hubei Province: (Level 4) and reconsider travel to the remainder of China (Level 3).
- The CDC on Jan. 28 issued a Level 3 Warning (<https://wwwnc.cdc.gov/travel/notices/warning/novel-coronavirus-china>), recommending that travelers **avoid all nonessential travel to China** ^[5].

Screening incoming passengers at 20 airports in the U.S.

On January 17, the CDC announced that 3 airports in the United States would begin screening incoming passengers from China: SFO, JFK, and LAX ^[6] Other 2 airports were added subsequently, and on January 28, the U.S. Department of Health and Human Services (HHS) announced that 15 additional U.S. airports (bringing the total to 20) would begin screening incoming travelers from China.

Below is the complete list of airports where screening for the 2019 Novel Coronavirus (2019-nCoV) is in place:

- Los Angeles International (LAX)
- San Francisco International (SFO)
- Chicago O'Hare
- New York JFK
- Atlanta Hartsfield-Jackson International
- Houston George Bush Intercontinental
- Dallas-Fort Worth International
- San Diego International
- Seattle-Tacoma International
- Honolulu International
- Anchorage Ted Stevens International
- Minneapolis-St. Paul International
- Detroit Metropolitan
- Miami International
- Washington Dulles International
- Philadelphia International
- Newark Liberty International
- Boston Logan International
- El Paso International
- Puerto Rico's San Juan Airport

Sources for the historical account

1. Novel Coronavirus (2019-nCoV) situation reports (<https://www.who.int/emergencies/diseases/novel-coronavirus-2019/situation-reports/>) - World Health Organization (<https://www.who.int/>) (WHO)
2. 2019 Novel Coronavirus (2019-nCoV) in the U.S (<https://www.cdc.gov/coronavirus/2019-ncov/cases-in-us.html>) - U.S. Centers for Disease Control and Prevention (<https://www.cdc.gov/>) (CDC)
3. Symptoms of Novel Coronavirus (2019-nCoV) (<https://www.cdc.gov/coronavirus/2019-ncov/about/symptoms.html>) - CDC
4. China Travel Advisory (<https://travel.state.gov/content/travel/en/traveladvisories/traveladvisories/china-travel-advisory.html>) - U.S. State Department, accessed January 31, 2020.
5. Novel Coronavirus in China - Warning - Level 3, Avoid Nonessential Travel (<https://wwwnc.cdc.gov/travel/notices/warning/novel-coronavirus-china>) - CDC, January 28, 2020.
6. Public Health Screening to Begin at 3 U.S. Airports for 2019 Novel Coronavirus ("2019-nCoV") (<https://www.cdc.gov/media/releases/2020/p0117-coronavirus-screening.html>) - CDC January 17, 2020
7. First Travel-related Case of 2019 Novel Coronavirus Detected in United States (<https://www.cdc.gov/media/releases/2020/p0121-novel-coronavirus-travel-case.html>) - CDC, January 21, 2020
8. Second Travel-related Case of 2019 Novel Coronavirus Detected in United States (<https://www.cdc.gov/media/releases/2020/p0124-second-travel-coronavirus.html>) - CDC, January 24, 2020
9. CDC confirms additional cases of 2019 Novel Coronavirus in United States (<https://www.cdc.gov/media/releases/2020/s0126-coronavirus-new-cases.html>) - CDC, January 26, 2020
10. 2019 Novel Coronavirus (2019-nCoV) in the U.S. (<https://www.cdc.gov/coronavirus/2019-ncov/cases-in-us.html>) - CDC, Updated January 29, 2020

11. White House considers ban on flights to China amid coronavirus outbreak (<https://eu.usatoday.com/story/travel/news/2020/01/28/white-house-considers-ban-china-flights-amid-coronavirus-outbreak/4602839002/>) - USA Today, Jan. 28, 2020
12. CDC Confirms Person-to-Person Spread of New Coronavirus in the United States (<https://www.cdc.gov/media/releases/2020/p0130-coronavirus-spread.html>) - CDC Press Release, Jan. 30, 2020
13. NYC Officials Deny Report Of Coronavirus Amid Confusion (<https://www.forbes.com/sites/sergeiklebnikov/2020/01/31/nyc-officials-deny-report-of-coronavirus-amid-confusion/#351e47b5652c>) - Forbes, Jan. 31, 2020
14. Delta, American, United to suspend all China mainland flights as coronavirus crisis grows (<https://eu.usatoday.com/story/travel/2020/01/31/coronavirus-china-flight-ban-delta-cuts-all-flights-white-house/4620989002/>) - USA Today, Jan. 31, 2020
15. Secretary Azar Declares Public Health Emergency for United States for 2019 Novel Coronavirus (<https://www.hhs.gov/about/news/2020/01/31/secretary-azar-declares-public-health-emergency-us-2019-novel-coronavirus.html>) - U.S. Department of Health and Human Services (HHS), Jan. 31, 2020
16. Man returning from Wuhan, China is first case of 2019 Novel Coronavirus confirmed in Massachusetts (<https://www.mass.gov/news/man-returning-from-wuhan-china-is-first-case-of-2019-novel-coronavirus-confirmed-in>) - Massachusetts Department of Public Health, Feb. 1, 2020
17. County of Santa Clara Public Health Department Reports First Case of Novel (new) Coronavirus (<https://www.sccgov.org/sites/phd/news/Pages/novel-coronavirus-1-31-2020.aspx>) - Santa Clara County Public Health, Jan. 31, 2020
18. Coronavirus: First case confirmed in Santa Clara County (<https://www.mercurynews.com/2020/01/31/santa-clara-coronavirus/>) - Mercury News, Jan. 31, 2020

worldometer (/)

[about \(/about/\)](#) | [faq \(/faq/\)](#) | [languages \(/languages/\)](#) | [contact \(/contact/\)](#) | [report coronavirus cases \(/report_us/\)](#)



[\(/newsletter-subscribe/\)](#)



[\(/https://twitter.com/Worldometers\)](https://twitter.com/Worldometers)



[\(/https://www.facebook.com/Worldometers.info\)](https://www.facebook.com/Worldometers.info)